



## **B FUTURA**

**High-performance technology:  
practical and flexible**

# Efficiency and flexibility

## High performance enclosed in modern design

State-of-the-art design that seamlessly combines versatility and hygiene. Easily cleanable surfaces, a user-friendly display and optimised functions ensure everyday practicality, boosting the effectiveness and quality of sterilization procedures.



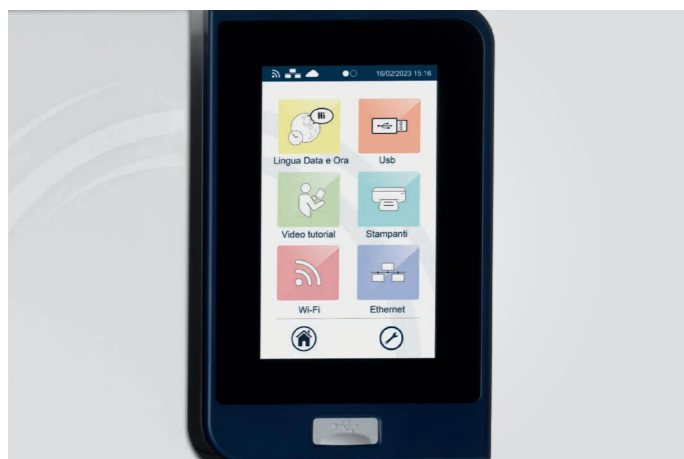
### Water management

The **integrated demineralising filter** lets you supply the sterilizer with normal mains water without any need for external treatment devices. The main advantages: rationalised spaces, streamlined processes, significant savings. Sensors monitor the quality of the demineralised water provided by the integrated filter. Users receive messages on filter status, ensuring autoclave efficiency at all times.



### Renewed design

External surfaces have precise joints and fewer attachment points, improving hygiene. The glass touchscreen control panel combines practicality with cleanliness by allowing complete sanitisation of surfaces. Merging great design with practicality, the **distinctive indicator light** on the front of the device clearly indicates sterilizer status. When the door opens, LED lighting is activated, illuminating the work area.



### Cycle times and Modular Drying

This autoclave meets the needs of even the most demanding users. Combining reliable high-performance internal components with a control system that optimises each phase reduces sterilization cycle times. The exclusive **Modular Drying** function lets users select the load quantity to be sterilized. This adapts the duration of the drying phase, thus shortening cycle times. A complete B cycle in just 31 minutes.



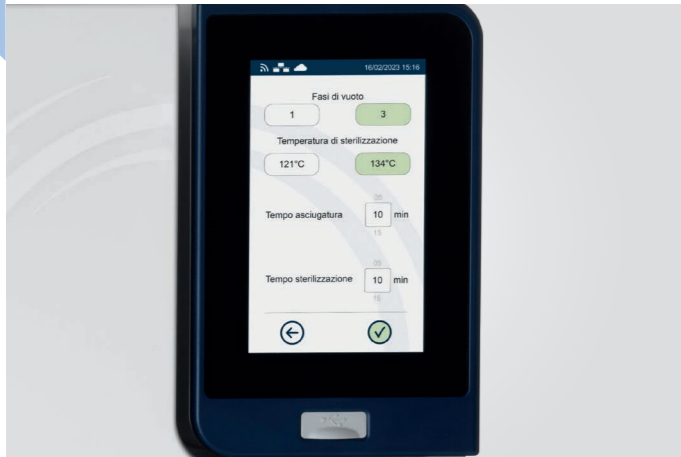
### Versatile installation

Customers can continue to count on a choice of **3 different volumes** - 17, 22 and 28 litres - that have the same external dimensions. Optimal sterilizer design and sizing allow easy installation on normal worktops or inside the columns designed to house these devices.

## Clear, user-friendly communication


5" colour touchscreen provides a simple yet complete interface

The new touchscreen interface organises all the control functions into easy-to-use menus. Everything - from the choice of sterilization cycles to device configuration and customisation of numerous functions - is presented using simple, intuitively understandable graphics.



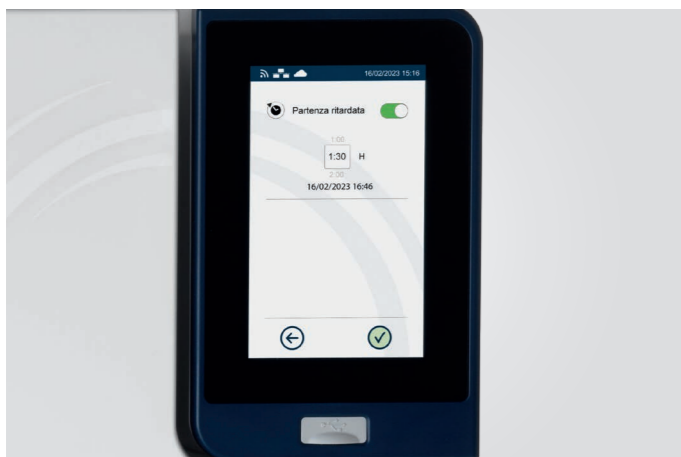
### Custom cycle

The autoclave has a customisable cycle that lets operators safely adapt the sterilization cycle to the specific needs of the dental practice. By selecting from a pre-set range of legally compliant values, a **custom cycle** can be set up to optimise the process, ensuring the flexibility and precision needed to meet the requirements of different working conditions.



### Reminders

Regular testing is vital for excellent long-term performance. Test programmes - Vacuum Test, Helix-Bowie & Dick Test - must, like periodic maintenance, be carried out at scheduled intervals. To ensure this is so, **test reminders and scheduled maintenance reminders** are displayed on the screen, ensuring these tasks are performed as scheduled.



### Delayed start and extra drying

The **delayed start** option lets users program cycle start times to rationalise the way the machine is used. The **extra drying** function lets users set customised drying times to cope with difficult loads.



### Touchscreen and video tutorials

The **5" touchscreen** streamlines day-to-day use of the sterilizer through quick responsiveness to commands and user-friendly organisation of all the functions. The high-performance display can also be used to view **video tutorials**, providing a clear visual guide on how to use the sterilizer correctly. To make the most of sterilizer performance, users can also consult the manual at any time.

# Connectivity and data management

## Integrated Wi-Fi and Cloud platforms for remote assistance and optimised control

Connecting the autoclave to the network via the integrated Wi-Fi system or Ethernet connection links the sterilizer to an integrated data management system, essential for advanced traceability. Users can also take advantage of other features such as automatically saved cycle reports, local or remote consultation and printer management.



### Di.V.A.

Di.V.A. is an optional Cloud environment for sterilization devices. All saved data is made available to operators, allowing them to:

- view reports of completed cycles
- check device efficiency and status
- access video tutorials and user manuals
- consult machine usage statistics



### SterilConnect

A **highly innovative tool** users will appreciate. Any network-connected mobile device - tablet or smartphone - can be used to interact with the autoclave, simplifying daily management of the sterilization process. A simple yet complete graphic interface lets you monitor device status and manage the various sterilizer functions.



### EasyCheck

An optional in-Cloud platform that delivers remote technical support and significantly reduces service times, **EasyCheck** guarantees efficiency and reliability. Software updates, maintenance interval checks, remote verification of components and sensors, etc. EasyCheck ensures long-lasting autoclave performance.



### Shared printer

The optional printer lets you complete the sterilization process performed with the autoclave. To optimise management, the **printer can be shared** by multiple sterilizers, where enabled, and connected to the same network. One fast, reliable printing station rationalises use of space and delivers significant savings.



### QR code labels

Activating this function lets users create adhesive **QR code** labels to apply to sterile packages at the end of each cycle. The QR code contains unique information that identifies the sterilizer, the cycle used, its outcome and the expiry date of the sterile package. It's also possible to print Barcode labels and cycle reports.

# Automated sterilization protocol

The Mocom response to ensure correct implementation of sterilization protocols and protection of patients and health workers.



Collection



## 1 COLLECTION

The sterilization protocol begins with collecting instruments and materials.



Disinfection



Washing



Rinsing



Drying



## 2 TETHYS H10

Designed to give you the best. The best performance in a simple and fast workflow. An innovative thermal disinfectant that replaces the numerous manual tasks typical of the stages preceding sterilization, thus reducing workloads. Equipped with the optional HMD accessory, Tethys H10 extends the reconditioning process to rotating instruments, resulting in unparalleled performance.



Inspection and maintenance



## 6 THALYA - THALYA PLUS

Thalya is the dentist's ally for effective maintenance of rotary instruments. Simple and user-friendly, it allows perfect lubrication and purge maintenance of turbines and handpieces. In the Thalya Plus version, the instruments also undergo a cleaning, disinfection and drying process within a single cycle.



Packaging



## 7 MILLSEAL

This thermal sealer range meets every possible need. The EVO version allows the automated creation of pouches. The Rolling version, also available with printer, combines sealing speed with flexible sizing of the packages to be sealed. The Manual version delivers user-friendliness and outstanding reliability.



Sterilization



## 8 AUTOCLAVES

Mocom autoclaves, available in 17, 22 and 28-litre versions, simplify the operator's work by optimising time and costs. Their excellent quality and high-level functions ensure safety, reliability and ease of use.



Traceability



## 9 MYTRACE

MyTrace is a traceability software that allows users to associate a set of sterilized dental instruments with a patient by reading the barcode or QR code.



Storage





## 10 STORAGE

If carried out correctly, storage ensures long-lasting instrument sterility.

# Accessories

A complete array of accessories to expand the B Futura function range.

- 1 External printer**  
 Connected to B Futura sterilizers, lets you print cycle-related data on thermal paper or on labels in Barcode or QR code format. To optimise management, the printer can be shared by multiple sterilizers (where enabled) and connected to the same network.
- 2 Front filling kit**  
 This kit allows the sterilizer to be filled frontally via a quick coupling.
- 3 Automatic filling kit**  
 Consists of an external pump powered by the sterilizer, allows demineralised water to be drawn from an external recipient.
- 4 EV aux kit**  
 This kit allows the sterilizer to be interfaced with surgery demineralising systems so the sterilizer only draws water from the system as and when necessary.
- 5 Modular tray holder**  
 Modular housing system to load the sterilizer. Supplied with three pairs of shelves to house trays: lets you make full use of the entire chamber diameter and insert even the bulkiest loads.
- 6 Barcode/QR code reader.**  
 The reader - which can be used on most PCs - lets you complete the traceability process and pair Barcode or QR code labels with the patient.




Technical specifications	B Futura 17	B Futura 22	B Futura 28
Power supply	2220/240 V 50Hz 220/230 V 60Hz		
Rated power	2300 W		
External dimensions (L x H x D)	500 x 490 x 600 mm		
Chamber dimensions (Diam. x Depth)	250 x 350 mm	250 x 450 mm	280 x 450 mm
Total weight	47 kg	50 kg	51 kg
Tank capacity	6l		
Autonomy	From 7 to 11 cycles	From 6 to 10 cycles	From 5 to 9 cycles

Sterilization cycles 220/240 V					
CYCLE	Cycle type	Sterilization time (min.)	B Futura 17	B Futura 22	B Futura 28
			Cycle times including sterilization times, net of drying time (min.)		
134 °C Universal	B	4	39 (31)	42 (34)	52 (44)
121 °C Universal	B	20	53 (45)	59 (51)	63 (55)
134 °C fast	S	4	21	24	27
134 °C Packed solid instruments	S	4	32 (25)	37 (30)	41 (34)
134 °C Prion	B	18	53 (45)	57 (49)	67 (59)
Xxx °C Custom	S	Users can personalise the cycle with temperatures of 134 °C/121 °C, sterilization times starting from 4' (134 °C) or 20' (121 °C) and drying times from 5 to 30 min.			
Vacuum Test		TEST	18	18	19
Helix/B&D Test		TEST	20	24	28
Vacuum Test + Helix/B&D Test (run in sequence)		TEST	42	46	51

\* Drying varies according to machine model and volume  
 Note: times in brackets show performance with modular drying activated, observing the indicated loads

Note: times do not take the pre-heat time into account  
 Note: the indicated times are based on an average load  
 Note: times may vary depending on the load and power supply



02/2025

MBFUCB1241500

Cefla s.c. reserves the right to modify the products illustrated in the photos without prior notice. According to the standards in force, in extra-EU areas the availability and specifications of some products and/or characteristics may vary. Please contact your local distributor for further information.



Making Your Life Better.

**BU Medical Equipment  
Sede Legale ed  
Amministrativa  
Headquarters**

**CEFLA s.c.**  
Via Selice Provinciale, 23/a  
40026 Imola (BO) - Italy  
Tel. +39 0542 653111  
Fax +39 0542 653344

**Stabilimento / Plant**

Via Bicocca, 14/C  
40026 Imola (BO) - Italy  
Tel. +39 0542 653441  
Fax +39 0542 653601  
[www.mocom.it](http://www.mocom.it)

